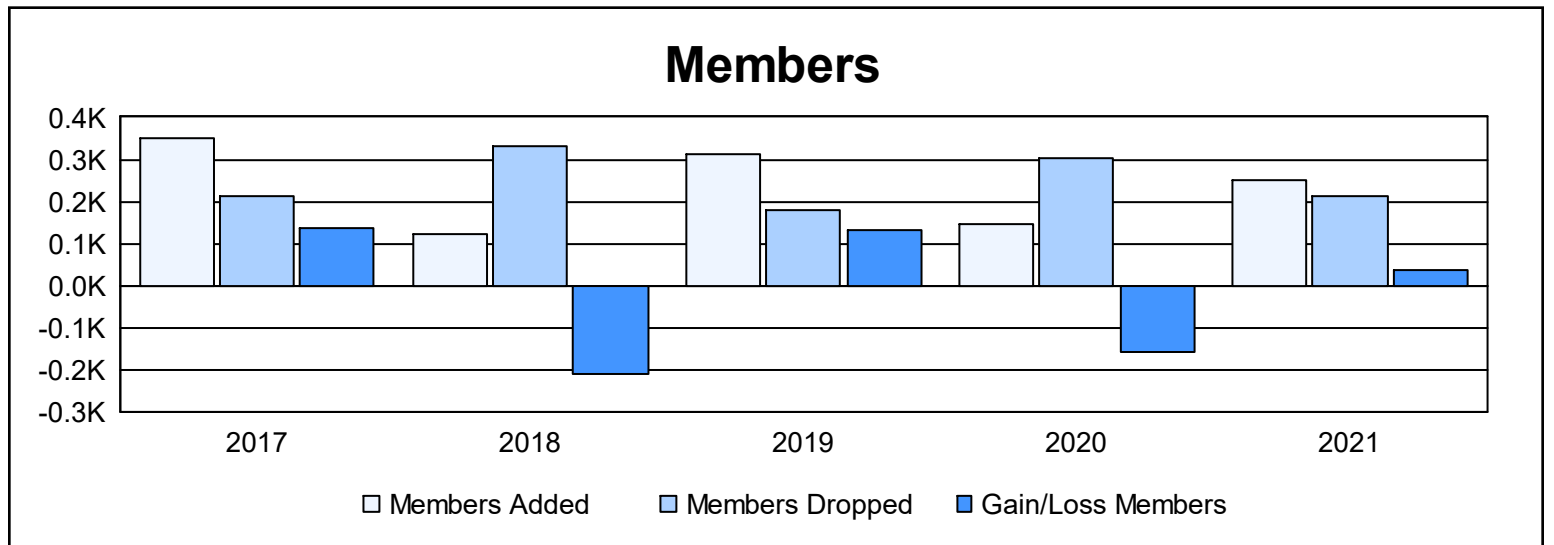
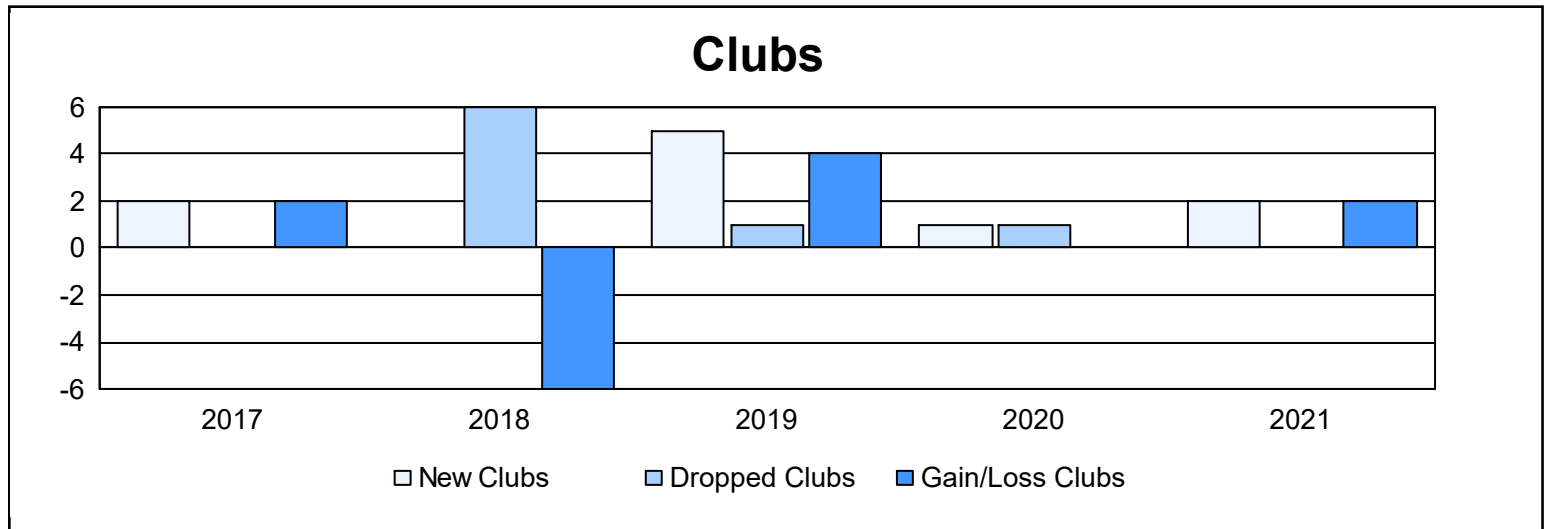
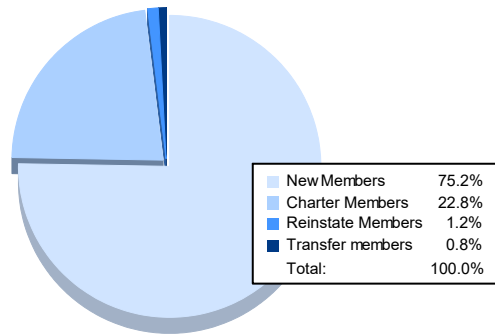


Year	New Clubs	Dropped Clubs	Gain/ Loss Clubs	New Members	Charter Members	Reinstate Members	Transfer Members	Total Member Added	Total Members Dropped	Gain/ Loss Members
2016-2017	2	0	2	225	70	50	3	348	212	136
2017-2018	0	6	-6	108	2	2	9	121	330	-209
2018-2019	5	1	4	157	150	1	3	311	178	133
2019-2020	1	1	0	102	26	9	9	146	302	-156
2020-2021	2	0	2	188	57	3	2	250	214	36
<b>Average</b>	<b>2</b>	<b>2</b>	<b>0</b>	<b>156</b>	<b>61</b>	<b>13</b>	<b>5</b>	<b>235</b>	<b>247</b>	<b>-12</b>



### Membership Composition June 2021 Cumulative



### Gender Composition June 2021 Cumulative

